




School Boulevard Phase 1



1 in = 292 Ft

-  Traffic Open both directions (Lanes shifted to one side)
-  Traffic Open Eastbound Only
-  Road Closed



April 22, 2025

Map Powered By Datafi

